

16th World Hydrogen Energy Conference,
Lyon, 06/06/13



Fermentative Hydrogen Production by a Newly Isolated Mesophilic Bacterium HN001

Hiroki NISHIYAMA and Shigeharu TANISHO

Graduate School of Environment and Information
Sciences, Yokohama National University

Summary of this presentation



- Obtained a very effective mesophilic bacterium named HN001.

at pH 6.0, batch cultivation:

Maximum H₂ production rate:

3.6 NL-H₂/L·h (160mmol/L·h)

at 47°C from synthetic culture

H₂ yield : 2.6 mol-H₂/mol-glucose

By-product yields (mol/mol-glucose):

Ethanol 0.92 and Acetate 0.88 at 50°C

Ethanol 0.10 and Acetate 0.51 at 37°C

Composition of the synthetic culture



YNU anaerobic culture:

Casein peptone : 25g/L

Dried Yeast Extract-S : 22g/L

L-Cystein hydrochloride
monohydrate : 0.3g/L

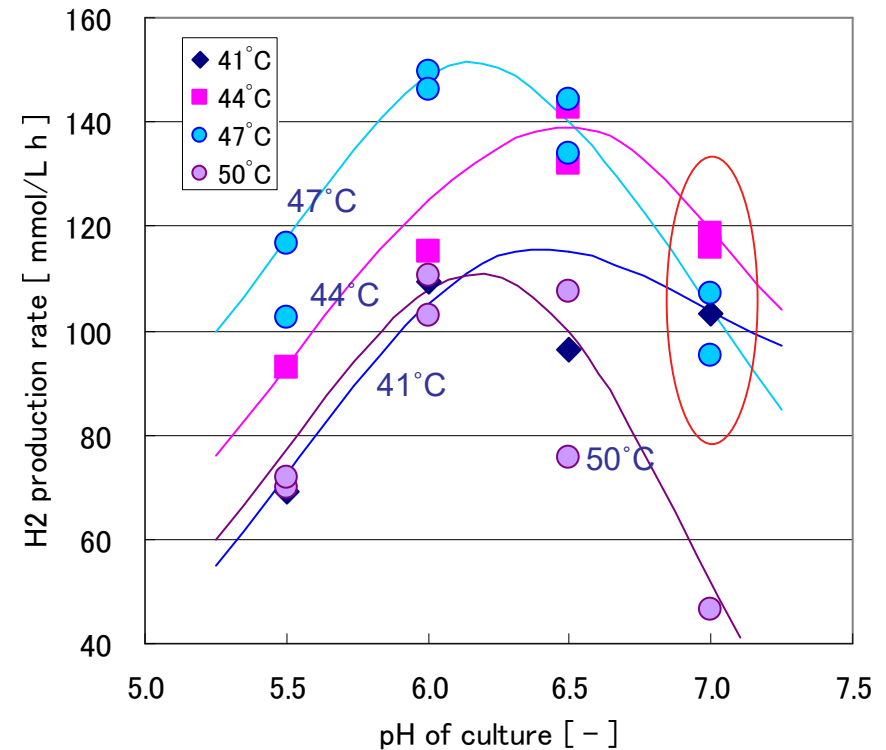
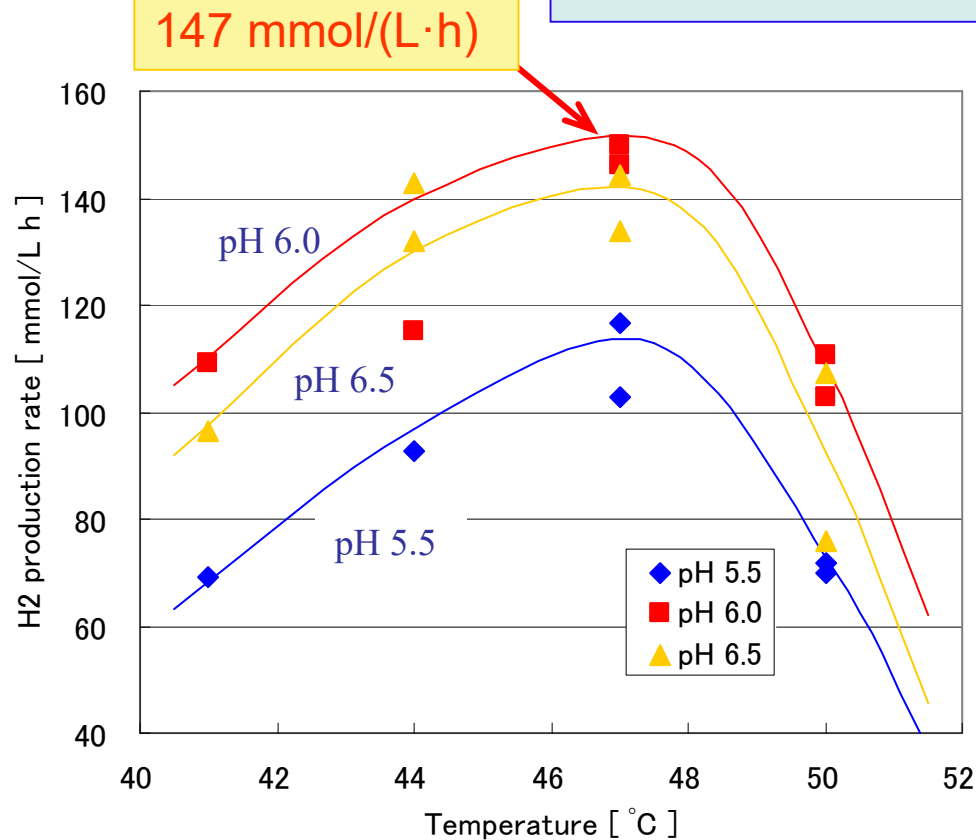
Mercaptoacetic acid : 0.3g/L

Glucose 15g/L

Effect of temperature and pH on the H₂ evolution rate

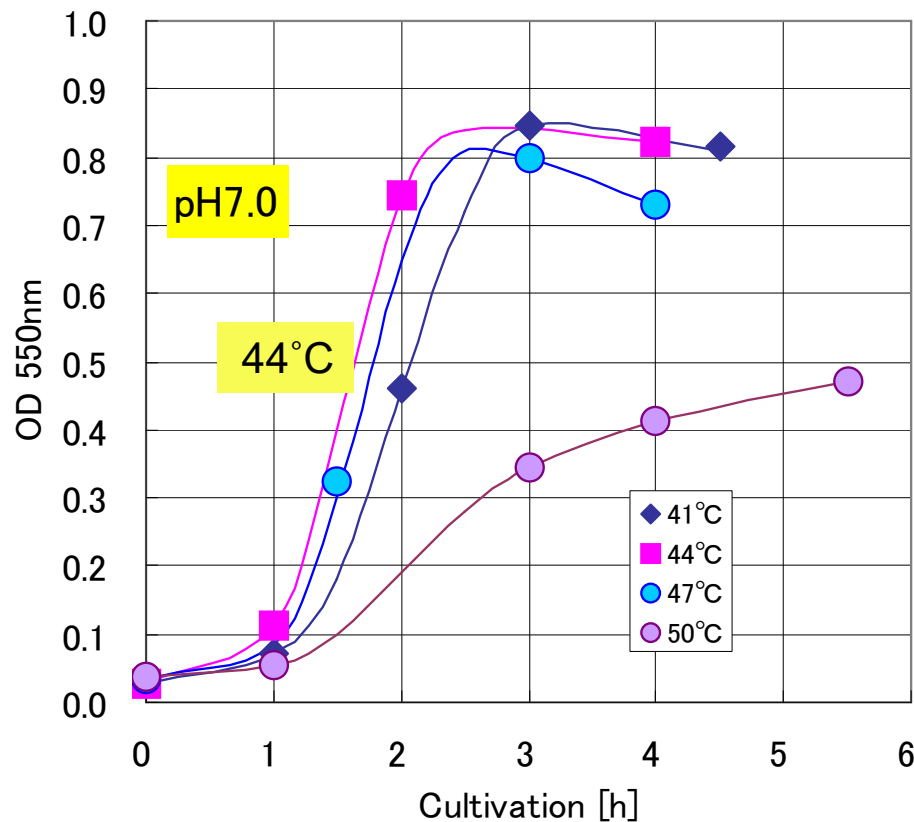


Glucose concentration : 1.5 % (83mM)

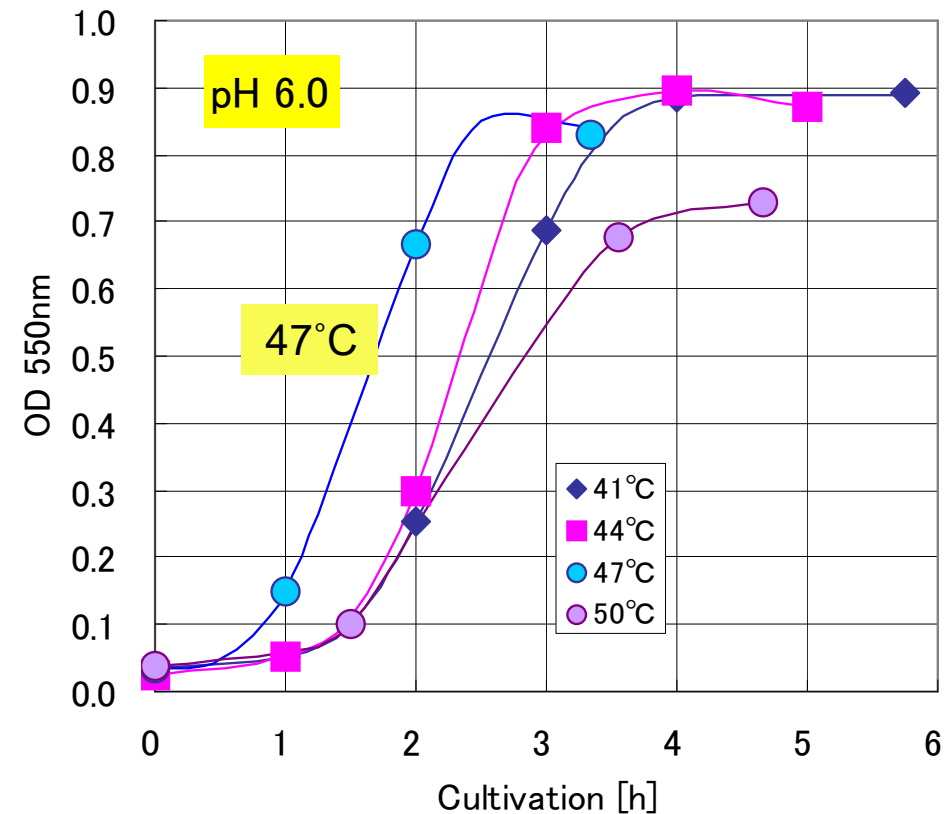


Maximum rate of H₂ production : 147 mmol/(L·h) at pH 6.0, 47° C

Effect of temperature and pH on the cell production



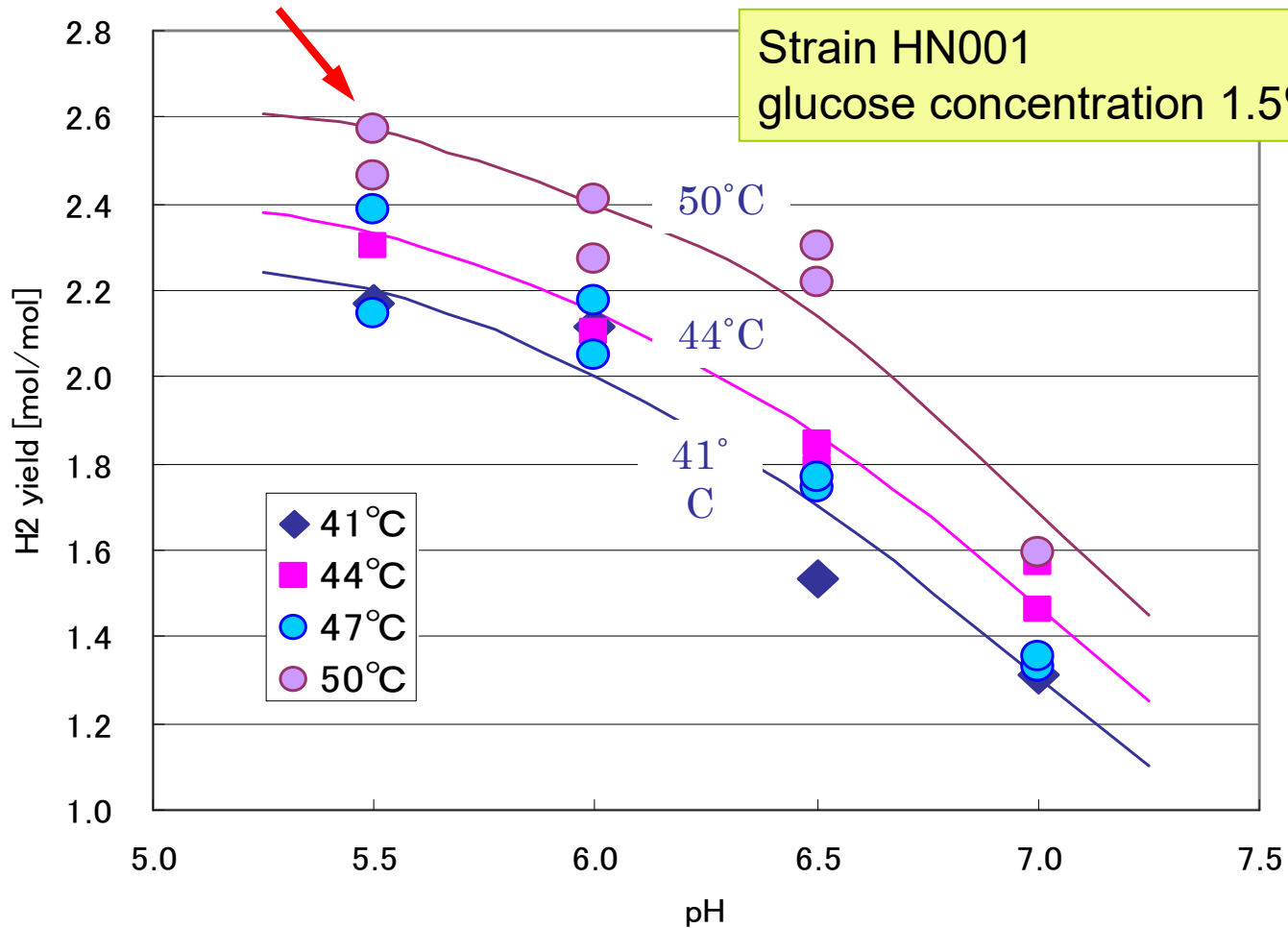
At pH 7.0; 44°C → 47°C → 41°C



At pH 6.0; 47°C → 44°C → 41°C

Suitable temperature for cell production changes with the culture pH.

Effect of temperature and pH on the H₂ yield

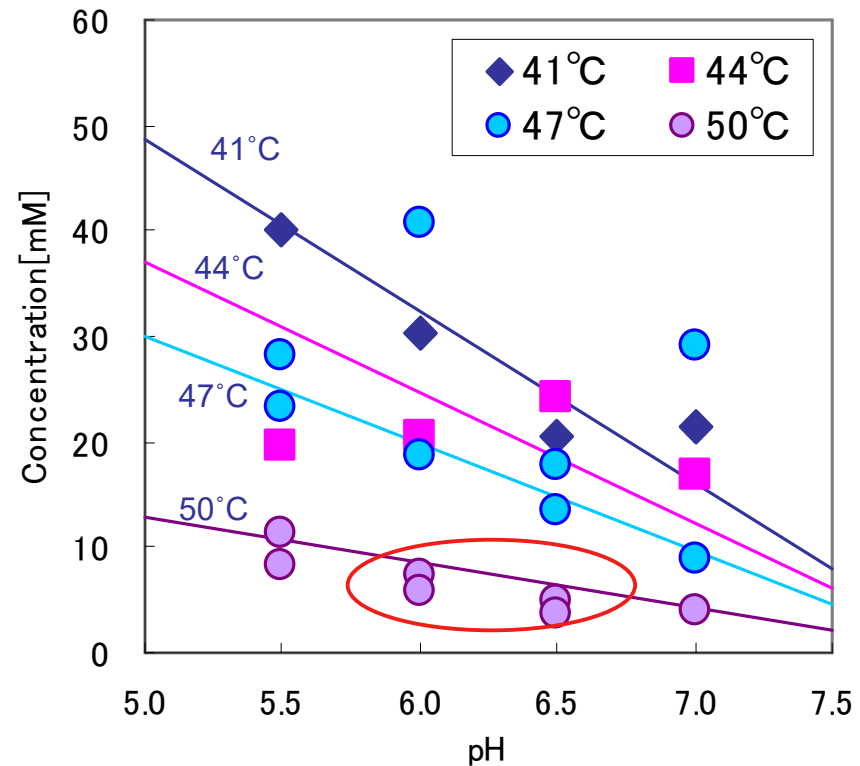
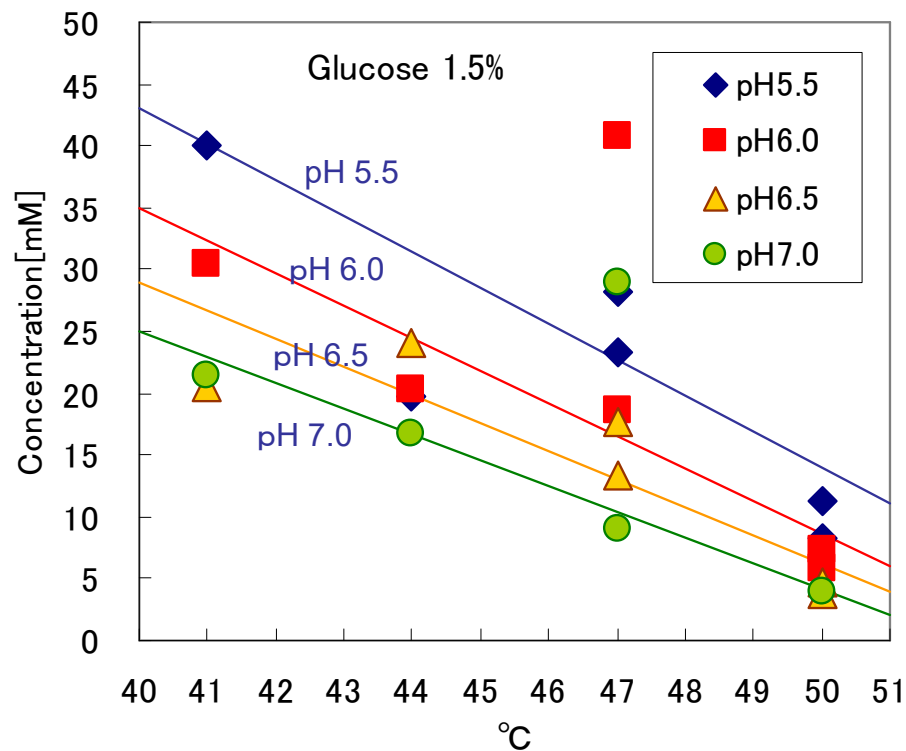


Maximum yield : 2.57 mol/mol at pH 5.5, 50° C

Effect of temperature and pH on lactate production



Strain HN001, glucose concentration 1.5%



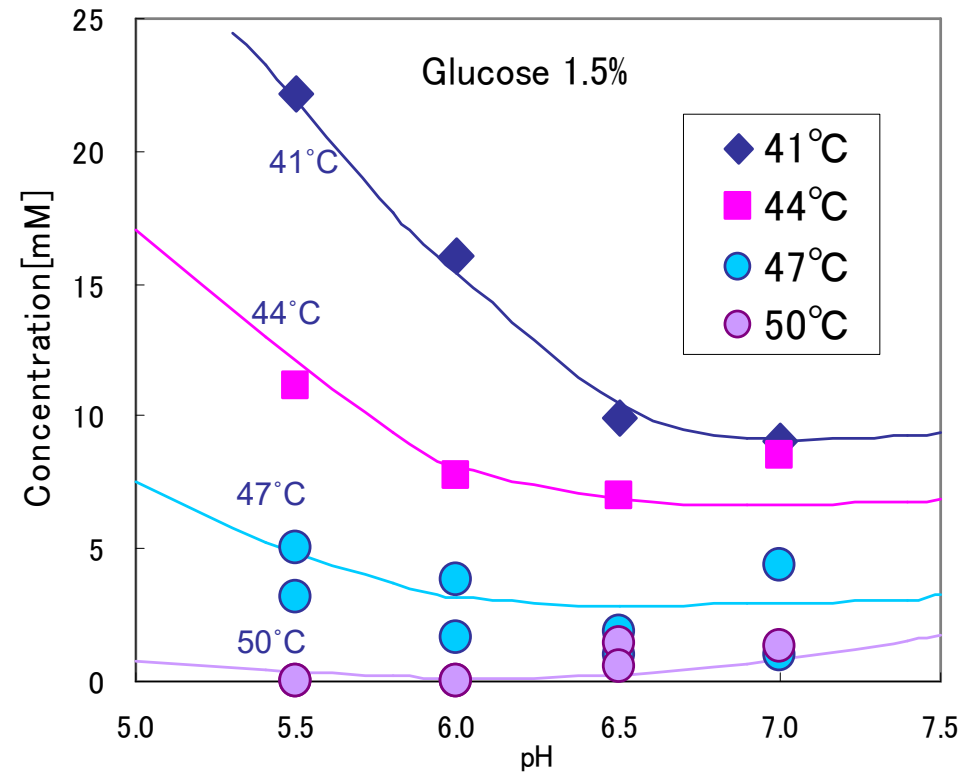
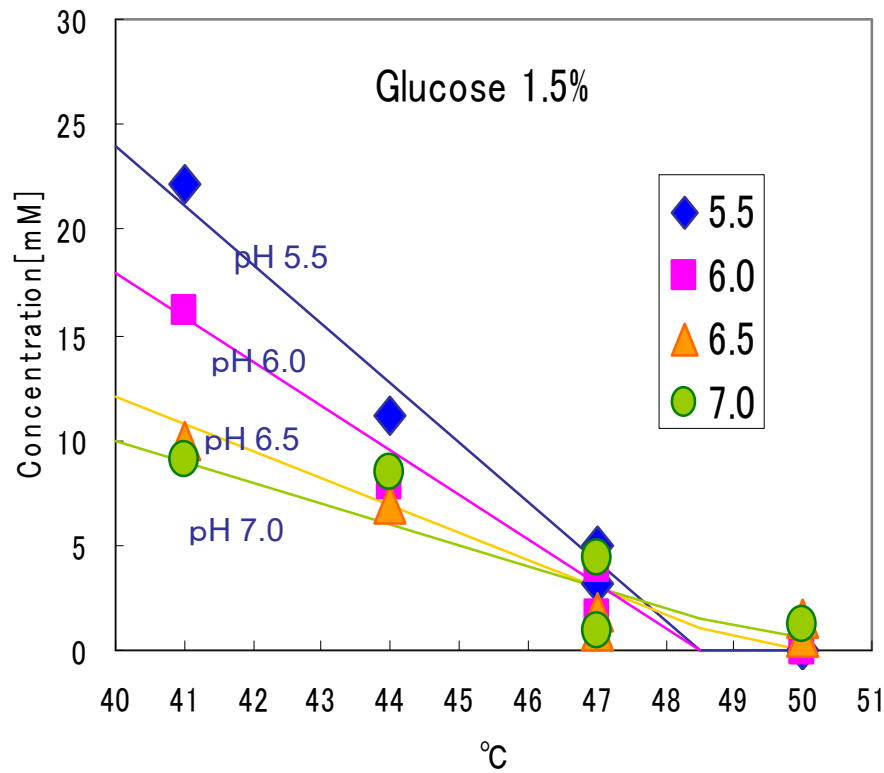
Lactate productivity decreased in accordance with the temperature increase and also with the culture pH increase.

At 50°C, the concentration was less than 10 mM.

Effect of temperature and pH on butyrate production



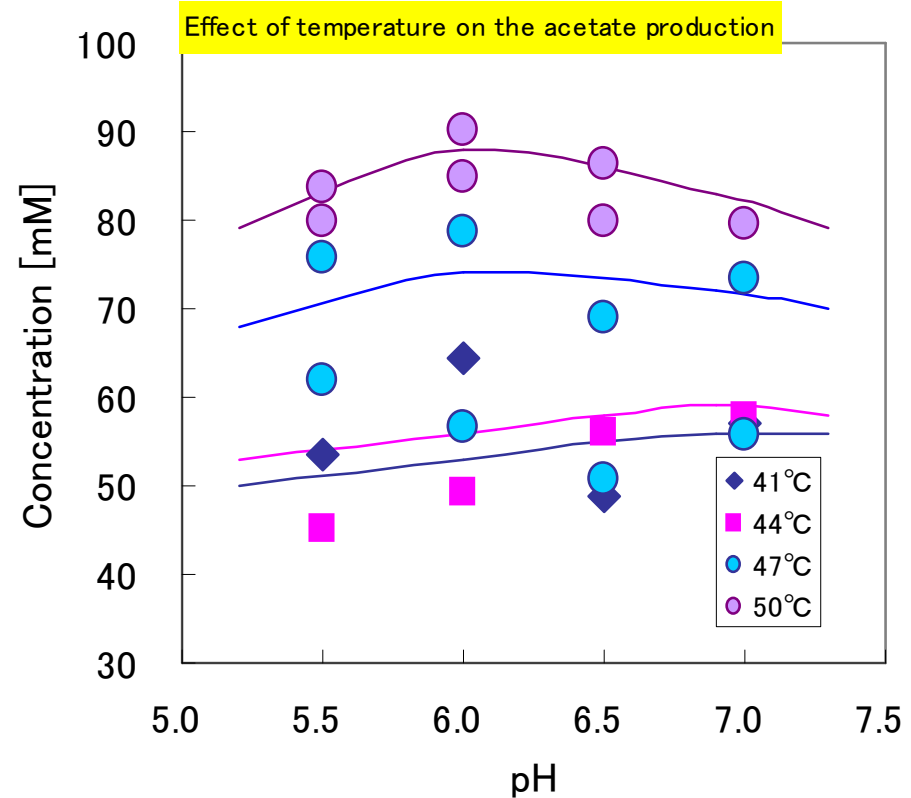
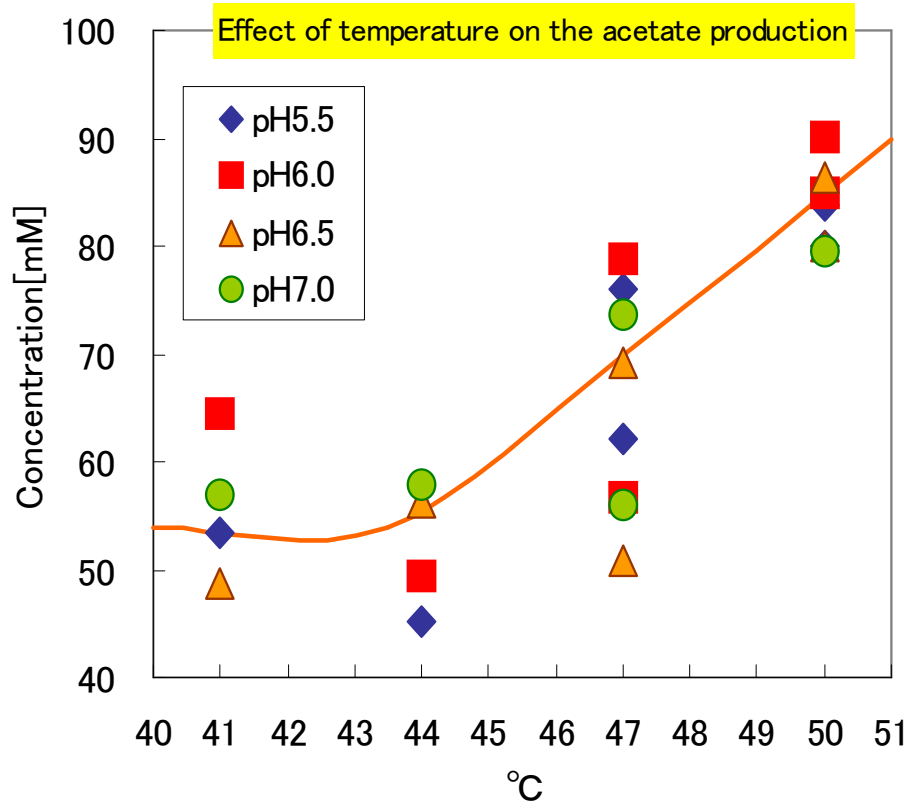
Strain HN001, glucose concentration 1.5%



Effect of temperature and pH on acetate and ethanol production



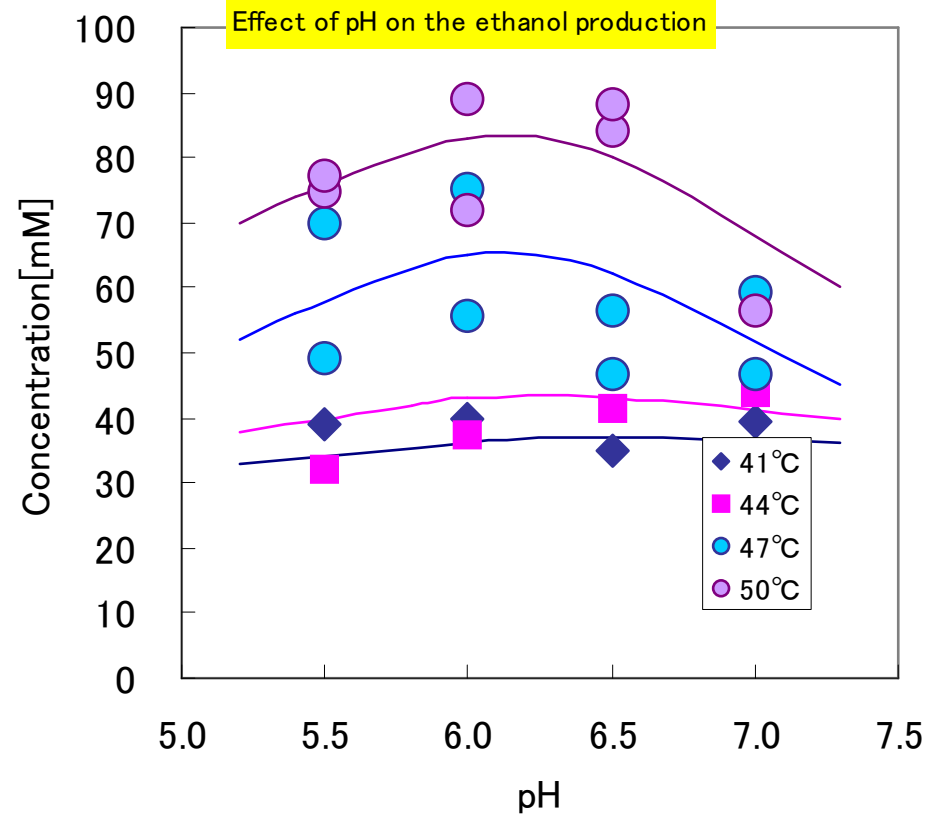
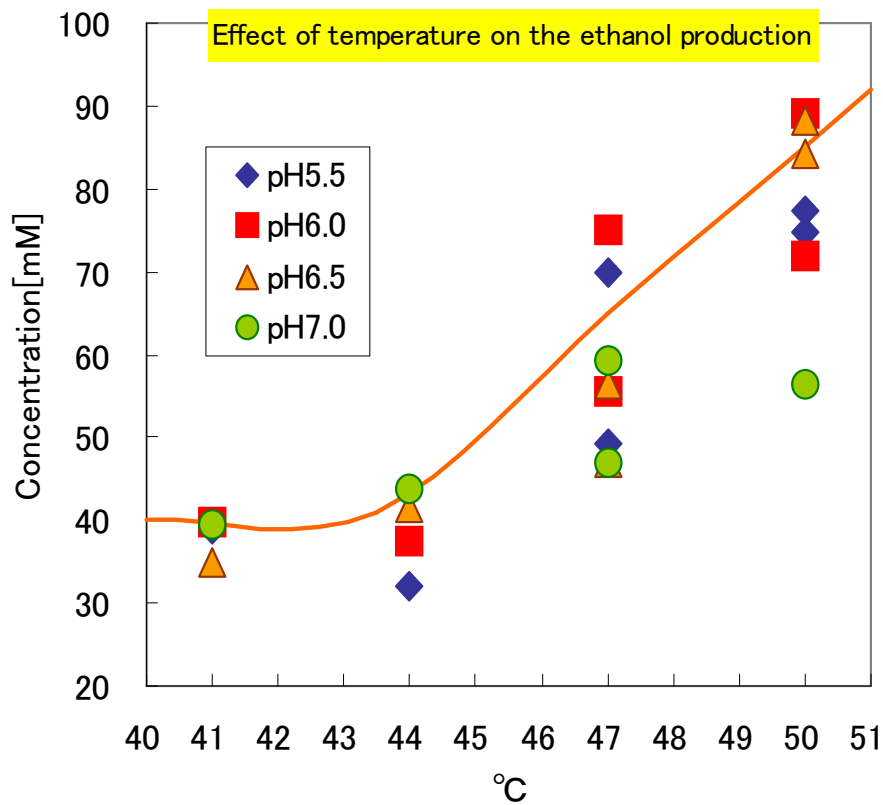
Strain HN001, glucose concentration 1.5%



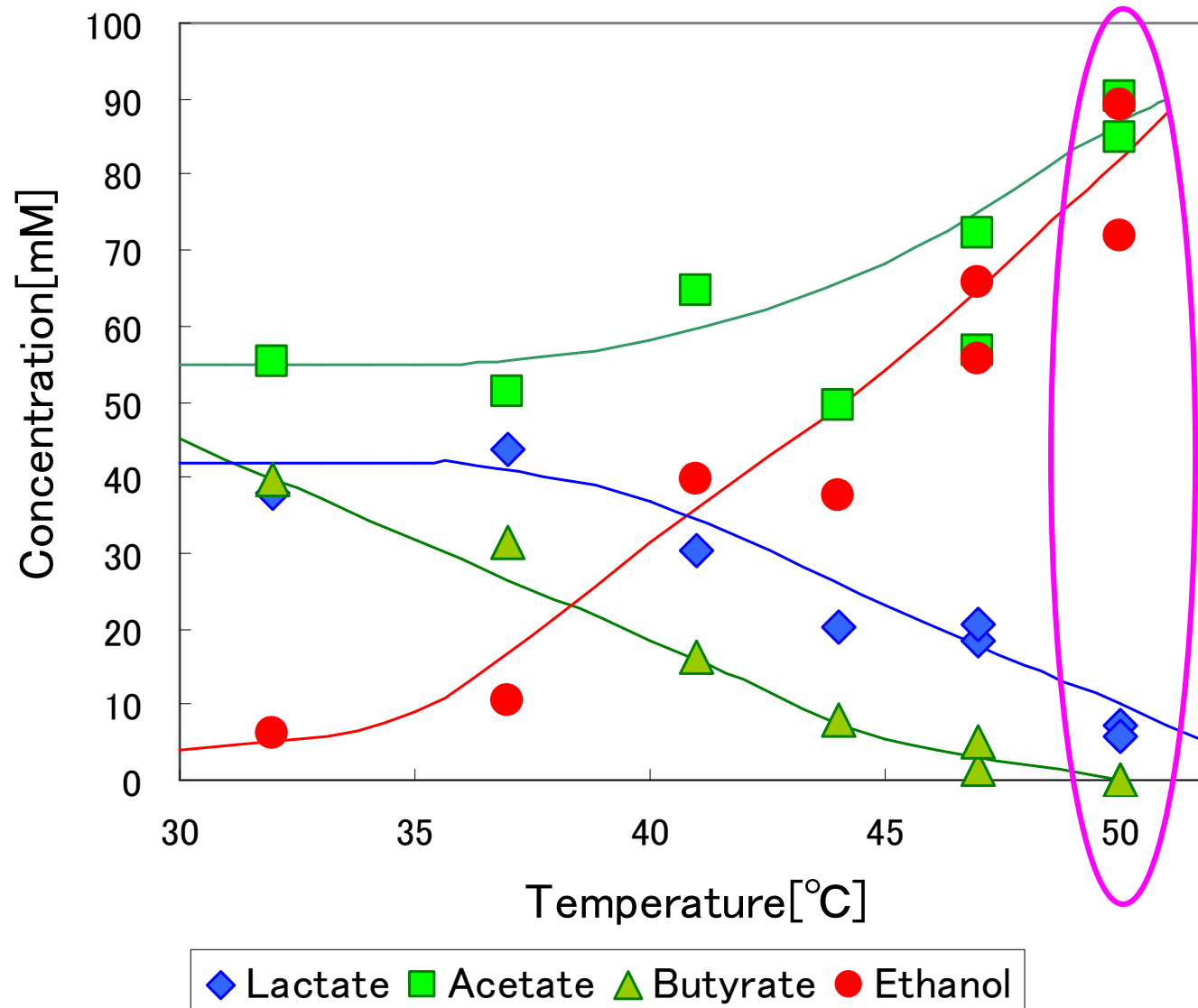
Effect of temperature and pH on ethanol production



Strain HN001, glucose concentration 1.5%



Change of metabolite formation by culture temperature



Effect of temperature and pH on acetate and ethanol production

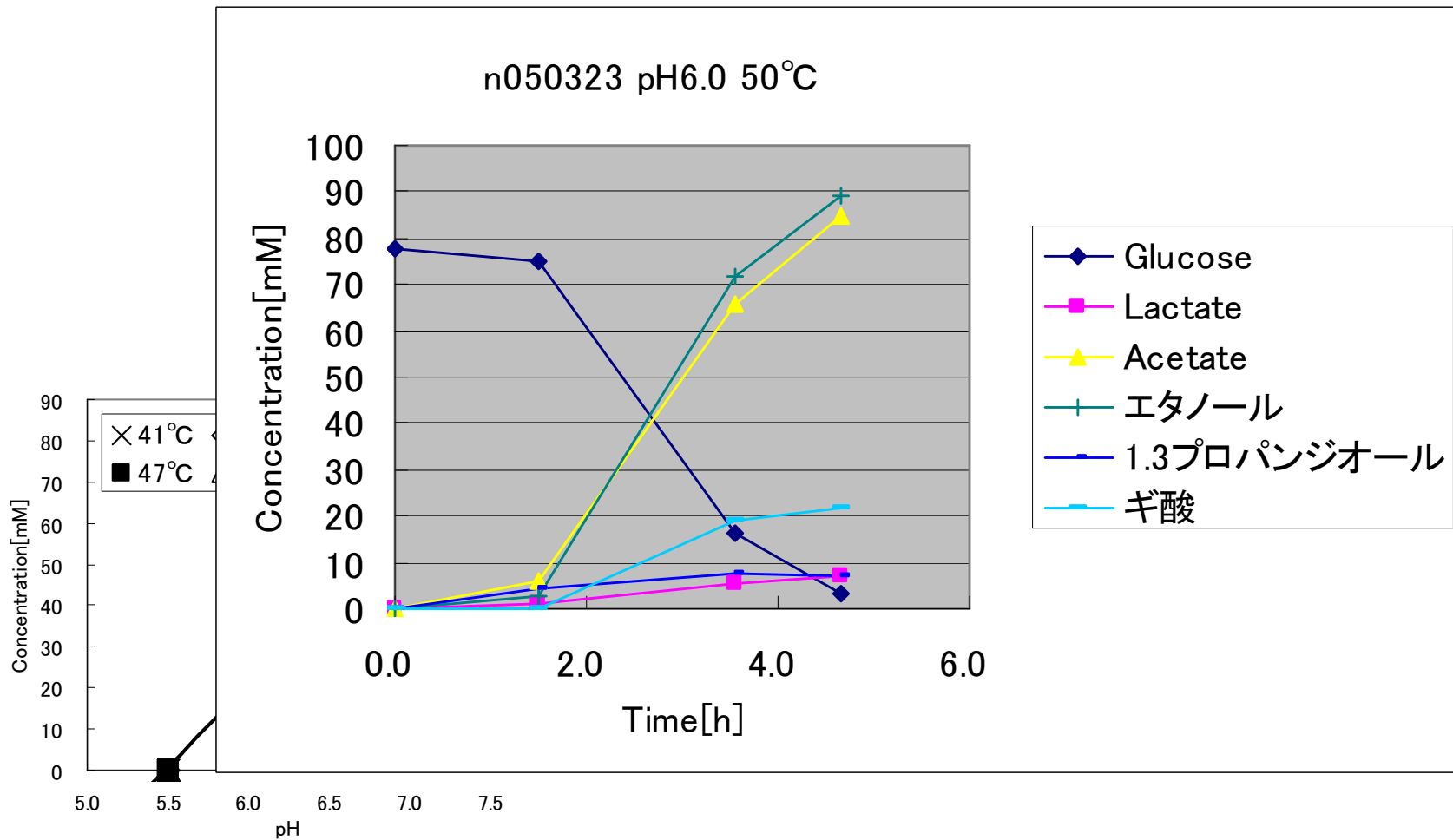
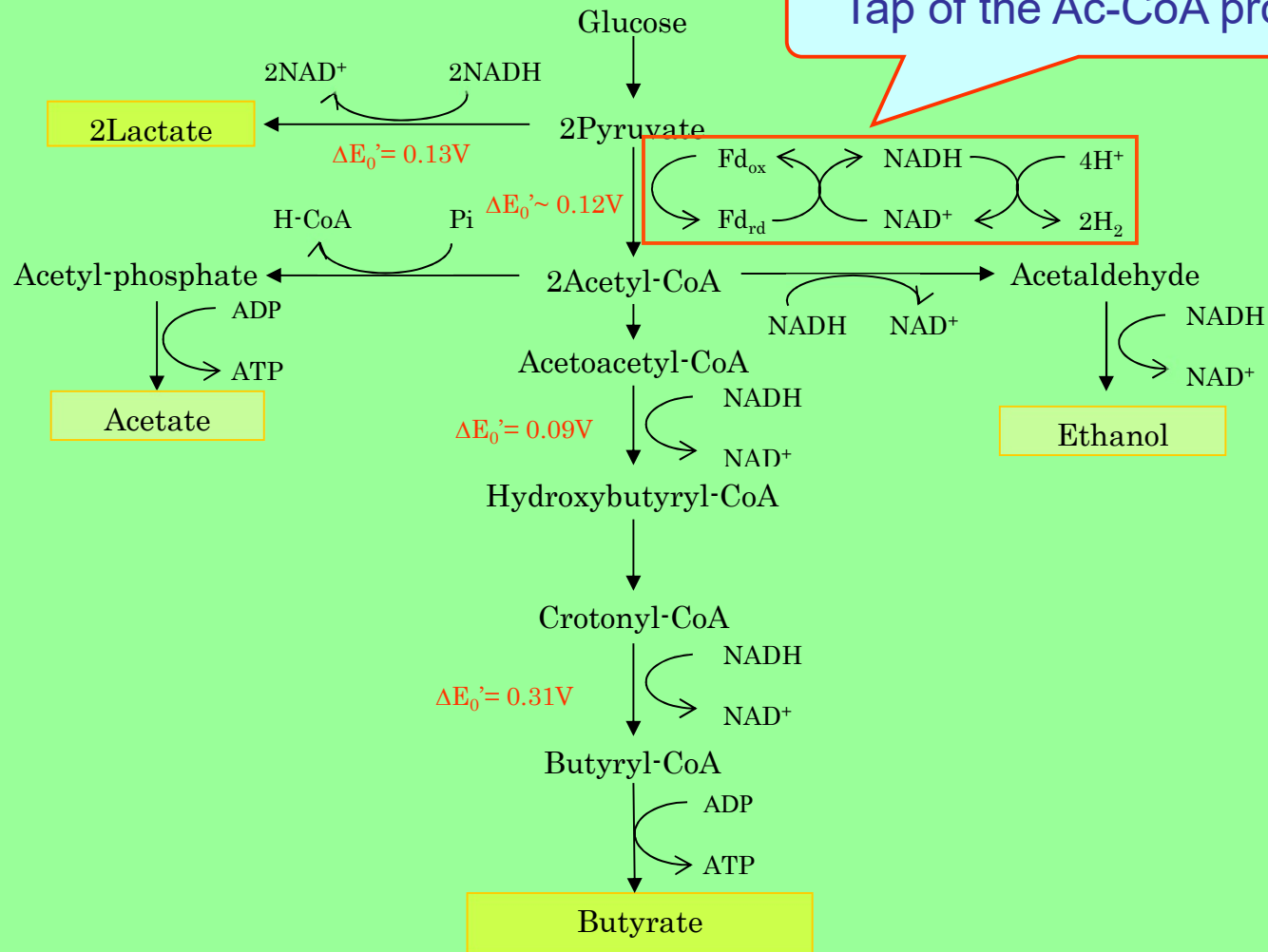


Fig.9. The effect of pH on formate production.

Reaction pathways from pyruvate



Tap of the Ac-CoA production



List of the H₂ yield and production rate by representative bacteria



Table. Hydrogen yields and production rates by microorganisms as reported in the literature.

	culture	pH [-]	Temp. [°C]	substrate	yield ¹⁾ [mol/mol]	rate [mmol/L·h]	Author
Strict anaerobes							
Clostridium sp. no 2	B	6.0	36	glucose	2.0	24	1992 Taguchi et al.
C. paraputrificum M-21	B	-	37	GlcNAc	2.5	31	2000 Evvyernie et al.
C. butyricum LMG1213tl	C	5.8	36	glucose	1.5	22	1986 Heindrichx et al.
Clostridium sp. no 2	C	6.0	36	glucose	2.4	21	1990 Taguchi et al.
Mesophilic bacterium HN001	B	6.0	47	glucose	2.3	147	2004 Nishiyama et al.
Thermophiles							
Thermotoga maritima	B	-	80	glucose	4.0	10	1994 Schroder et al.
Thermotoga elfii	B	7.4	65	glucose	3.3	3	2002 van Niel et al.
Caldicellulosiruptor saccharolyticus	B	7.0	70	sucrose	3.3	8	ibid.
Facultative anaerobes							
E. aerogene E.82005	B	6.0	38	glucose	1.0	21	1983 Tanisho et al.
E. cloacae IIT-BT 08 wt	B	-	36	glucose	3.0	35	2000 Kumar et al.
E. aerogenes E.2005	C	6.0	38	molasses	0.7	36	1993 Tanisho et al.
E. aerogenes HU-101 m AY-2	C	-	37	glucose	1.1	58	1998 Rachman et al.
Co-culture or Mixed cultures from:							
C. butyricum IFO13949 + E. aerogenes HO-39	C	5.2	36	starch	2.6	53	1998 Yokoi et al.
-sludge compost	C	6.8	60	waste water	2.5	8	1996 Ueno et al.
-sewage sludge	C	5.7	35	glucose	1.7	30	1999 Lin et al.
-fermented soybean meal	C	6.0	35	glucose	1.4	8	2000 Mizuno et al.

* Vrije & Claassen, "Dark hydrogen Fermentation", in Bio-methane & Bio-hydrogen, ed. Reith et al. (2003), ISBN:90-9017165-7

1) [mol/mol-monosacch.]

List of the H₂ yield and production rate by representative bacteria



Table. Hydrogen yields and production rates by microorganism and substrate. Temperature.

	culture	pH [-]	T [°C]	Substrate	Yield [mol/mol]	Production rate [mmol/L·h]	Author
Strict anaerobes							
Clostridium sp. no 2			36	glucose	1.0	24	1992 Taguchi et al.
C. paraputrificum M-21			37	GlcNAc	1.0	31	2000 Evvyernie et al.
C. butyricum LMG1213tl	C	5.5	36	glucose	1.0	22	1986 Heindrichx et al.
Clostridium sp. no 2	C	6.0	36	glucose	2.4	21	1990 Taguchi et al.
Mesophilic bacterium HN001	B	6.0	47	glucose	2.3	147	2004 Nishiyama et al.
Thermophiles							
Thermotoga maritima			80	glucose	4.0	10	1994 Schroder et al.
Thermotoga elfii	B	7.4	65	glucose	3.3	3	2002 van Niel et al.
Caldicellulosiruptor saccharolyticus	B	7.0	70	sucrose	3.3	8	ibid.
Facultative anaerobes							
E. aerogene E.82005	B	6.0	37	glucose	1.0	21	1983 Tanisho et al.
E. cloacae IIT-BT 08 wt	B	-	36	glucose	3.0	35	2000 Kumar et al.
E. aerogenes E.2005	C	6.0	38	molasses	0.7	36	1993 Tanisho et al.
E. aerogenes HU-101 m AY-2	C	-	37	glucose	1.1	58	1998 Rachman et al.
Co-culture or Mixed cultures from:							
C. butyricum IFO13949 + E. aerogenes HO-39	C	5.2	36	starch	2.6	53	1998 Yokoi et al.
-sludge compost	C	6.8	60	waste water	2.5	8	1996 Ueno et al.
-sewage sludge	C	5.7	35	glucose	1.7	30	1999 Lin et al.
-fermented soybean meal	C	6.0	35	glucose	1.4	8	2000 Mizuno et al.

147 mmol/L·h
= 3.3 L/L·h

47 °C

65 ~ 80 °C

4 mol/mol

* Vrije & Claassen, "Dark hydrogen Fermentation", in Bio-methane & Bio-hydrogen, ed. Reith et al. (2003), ISBN:90-9017165-7

1) [mol/mol-monosacch.]

Hydrogen production rates of representative microorganisms



Category	doubling [h]	H ₂ evolution rate [mmol/(L·h)] [mmol/(g·h)]	
A. Photochemical evolution			
1. Oxygenic photosynthetic organisms	7 ~ 25		
<i>Oscillatoria</i> sp. Miami BG7		0.4	0.4
<i>Anabaena cylindrica</i>	25	1.2	1.3
2. Anoxygenic photosynthetic organisms	2.2 ~ 9		
<i>Rhodospseudomonas capsulata</i>		5.3	5.3
<i>Rhodospirillum rubrum</i>		3.0	2.5
<i>Rhodobacter sphaeroides</i> 8703		–	10.4
B. Fermentative evolution			
1. Strict anaerobe	0.16 ~ 2		
<i>Clostridium butyricum</i>		–	15 ~ 20
<i>Clostridium beijerinckii</i> AM21B		17	25
Newly isolated bacterium HN001		160	44
2. Facultative anaerobe			
<i>Citrobacter intermedius</i>		11	9.5
<i>Enterobacter aerogenes</i> E.82005	0.25	36	17



Condition of H₂ and metabolites production by newly isolated bacterium HN001

